

SUPER POTTY POWER!



**Potty
Training
Guide**



**The Story of Diddit,
The Super Power Potty Hero**


When to Begin

There is no specific age to begin potty training, but it generally starts at 18-24 months. Boys typically start later than girls.

When your child can follow simple directions, understand words about the potty process, express interest, and doesn't like being in a wet diaper (they ask to be changed, pull their diaper off themselves, etc.), they are likely ready to start training.

You can start making positive associations with toileting early on. Have a full potty seat (or junior seat that rests on the adult toilet) sitting in your bathroom and talk about how your child will go potty there when they are ready.


Show your child how you sit on the toilet to go "potty" and show them how they can sit on their potty seat when they have to go.



www.kandookids.com

Meet Diddit!
Diddit is very excited about his new potty.

Can you guess what color he picked?



Yep, his favorite color... GREEN!

www.kandookids.com





**Diddit sits on his potty,
but nothing comes out.**

**Maybe he can try
again later.**


A Consistent Routine.

Establish a routine with your child that encourages them to want to use the potty throughout the day.

Having your child sit on their potty seat after drinking a lot of liquids or 20 minutes after a meal is a good practice.



www.kandookids.com



**Oops,
Diddit had an accident.
That's OK.**

**He'll try to make it to
the potty next time.**



www.kandookids.com



Diddit is playing outside. All of a sudden he feels like he needs to go pee pee.

He better hurry to the potty!


Patience

Potty training takes time and every child is different. Your child may be great at going number one in the potty, but is still mastering number two. They may go weeks without any accidents and then one happens when you least expect

it. An abundance of patience is necessary... and a little laughter is helpful too.



www.kandookids.com



Diddit is trying his potty again.

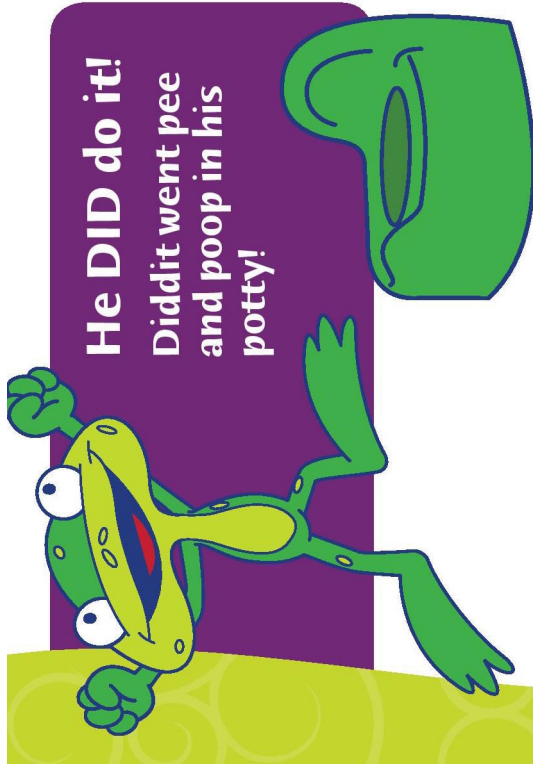
He sits and sits and waits and waits.

He hears something in the potty!

Did Diddit do it?



www.kandookids.com




He DID do it!
Diddit went pee
and poop in his
potty!

Stay Positive.

Praise your child for their attempts at using the potty even if nothing happens. Help your child feel good about the process with positive reinforcements such as singing songs, clapping hands, or giving them stickers to place on a progress chart each time they are successful.



www.kandookids.com



**Diddit is very proud
of himself.**

**He's not done yet though!
He needs to wipe his bottom
and wash his hands...**



www.kandookids.com



Diddit was so excited,
he almost forgot to
wipe his bottom!
He uses Kandoo
flushable wipes
because they clean
up to 30% better
than toilet paper.



Encouraging Healthy Habits

While potty training starts with parents and little ones working together, the eventual goal is to have your child take care of toileting needs on their own. That is where the **Kandoo Clean Crew** comes in. Our super-powered frog friends make toileting time fun with easy-to-use tubs, bottles, and pumps that make getting clean an independent activity. Available in scents kids love, the Kandoo family of products are fun to use and encourage kids to get and stay clean all on their own.



www.kandookids.com

Captain Clean is here
to show Diddit how to
wash his hands after
using the potty.



**CAPTAIN
CLEAN**



Wet your hands
with clean,
running water
and apply Kandoo
Bright Foam soap.



Rub your hands together and
scrub them for at least 20
seconds.

TIP: Teach kids to hum the "Happy Birthday" song twice while washing their hands. This takes about 20 seconds.




Rinse your hands well
under running water.
Dry your hands using a
clean towel.



www.kandookids.com

Diddit learned to use the potty,
wipe his bottom, and wash his
hands...and so can you!



Now Diddit is a
**Super Power
Potty Hero!**



Visit: www.kandookids.com
to download Diddit's potty
training chart and
"I did it" certificate.

PLUS, enter to win your own Super Power Cape!

**Kandoo keeps kids clean,
Kandoo from head to toe!**

FLUSHABLE WIPES

Our flushable wipes are pre-moistened with
lotion and **clean up to 30% better**
than toilet paper.



The wipes pop up from the tub with the push of a button
designed for little hands.





WASH YOUR HANDS

Moisturizing Hand Soap

Our unique **BrightFoam®** lets your child know when their hands are covered in soap for a better clean. The easy-to-use pump is perfect for children learning to wash their hands independently. Our formula is hypoallergenic and provides parents and children a naturally clean fun experience.

SIMPLY SUDS

Moisturizing Bubble Bath

- Gentle formula helps maintain skin's natural moisture balance and prevent drying.
- Hypoallergenic formula creates rich, long lasting bubbles that kids will love.
- Dermatologist Tested.



CLEAN YOUR BODY

Moisturizing Body Wash

- Contains Vitamin E and Natural Fruit Extracts to moisturize while cleaning

- Frog fits in corner of tub for easy use by kids
- BrightFoam® lets your child know when he is covered with soap, for a better clean
- Hypoallergenic. No parabens or SLS
- Tear Free. Dermatologist Tested



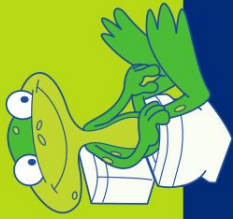
SALON QUALITY DETANGLER




- Salon quality formula packed with natural ingredients to moisturize and condition hair
- Frees tangles and makes hair easy to comb, without leaving hair greasy



Bathroom Time



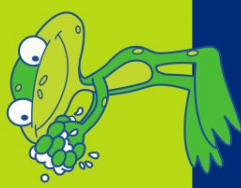
I Went!



I Wiped!



I Flushed!



I Washed!



**Potty
in
Process!**



**Please
don't
disturb.**



I did it!

**I've learned to master the
bathroom all by myself!**



Child _____

Parent _____